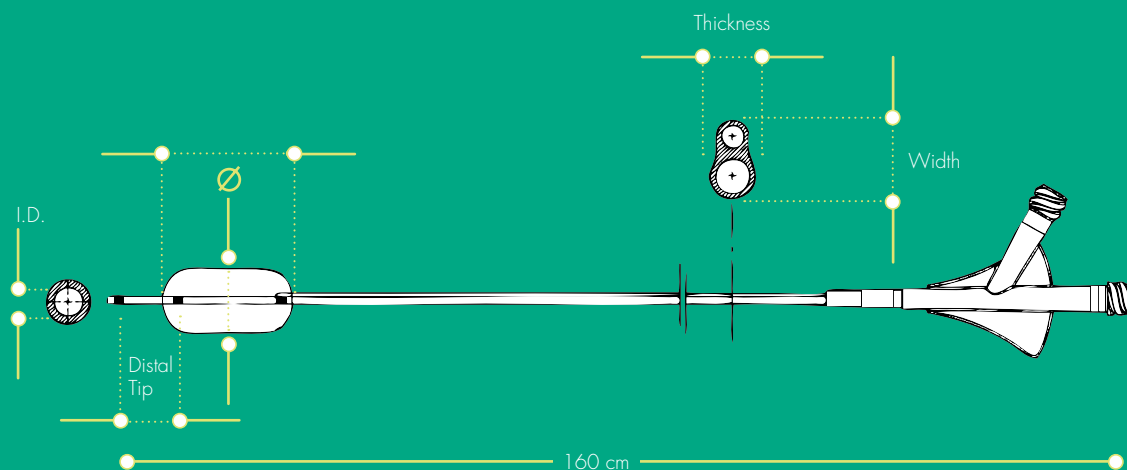


balloon inflation compliance

Balloon Catheter	2mm	3mm	4mm	5mm	6mm
Eclipse 2L					
ECL2L 6x7 SN	0,02 ml	0,04 ml	0,08 ml	0,13 ml	0,20 ml
ECL2L 6x9	0,02 ml	0,06 ml	0,10 ml	0,16 ml	0,25 ml
ECL2L 6x12	0,03 ml	0,07 ml	0,13 ml	0,21 ml	0,30 ml
ECL2L 6x15	0,04 ml	0,09 ml	0,16 ml	0,26 ml	0,40 ml
ECL2L 6x20	0,05 ml	0,12 ml	0,21 ml	0,34 ml	0,45 ml



Ø: Diameter I.D.: Internal Diameter O.D.: Outer Diameter L: Length

ordering information

Reference	Balloon (mm)		Distal tip O.D. x length	I.D. (main lumen)	Double lumen outer dimensions	
	Max Ø (mm)	Length (mm)			Thickness	Width
Eclipse 2L						
ECL2L 6x7 SN	6	7	2,0Fx3mm	Ø 0.41 mm / .017" (equivalent to VASCO+10)	Ø 0,9 mm (equivalent to 2,7F)	1,15 mm
ECL2L 6x9	6	9	2,0Fx7mm			
ECL2L 6x12	6	12				
ECL2L 6x15	6	15				
ECL2L 6x20	6	20				

References: 1. Internal data 2. Contrast media viscosity under 9 cP - Internal data.

ECLIPSE 2L is a double lumen balloon catheter intended for use in the peripheral vasculature and neurovasculature for temporary occlusion. The balloon catheters provide temporary vascular occlusion which is useful in selectively stopping or controlling blood flow and for the vasospasm treatment. The balloon catheters also offer balloon assisted embolization of intracranial aneurysms. They are also indicated for use in the peripheral vasculature and neurovasculature for administration of diagnostic agents (contrast solution) and therapeutic agents (embolization materials compatible with the inner diameter of the balloon catheters ECLIPSE 2L). Class III CE0297 in compliance with Medical Device Directive (MDD 93/42/EEC amended by 2007/47/EC). Manufactured by BALT Extrusion. Carefully read the instructions for use before use. First CE marking:2014.

The content of this document, in particular data, information, trademarks and logos are BALT SAS's sole property. © 2018 year BALT and its affiliates, all rights reserved. All representation and/or reproduction, whether in part or in full, is forbidden and would be considered a violation of BALT SAS and its affiliates' copyrights and other intellectual proprietary rights.

This document with associated pictures are non-contractual and are solely dedicated to healthcare professionals and BALT's distributors (BALT's supplier's distributors). The products commercialized by BALT SAS shall exclusively be used in accordance with the instructions for use included in the boxes. DC035GB (08/18)

Balt
 10, rue de la Croix Vigneron, 95160 Montmorency France
 Tél. : +33 (0)1 39 89 46 41
 Fax : +33 (0)1 34 17 03 46
www.balt.fr



eclipse^{2L}

double lumen
balloon catheter




eclipse^{2L}

Exclusive design bringing unequalled features

Designed for use in the peripheral vasculature and neurovasculature, provide temporary vascular occlusion, vasospasm treatment, balloon assisted embolization, administration of diagnostic agents (contrast solution) and therapeutic agents

5 times faster deflation

aneurysm treatment



Variety of tip lengths

For better stability and navigation

Eclipse 2L has a 7mm-long tip distal to the balloon

Eclipse 2L is also available with a short distal tip (Short Nose version)

Flat catheter concept - ease of use

Inflation / deflation time
five times quicker than competition¹

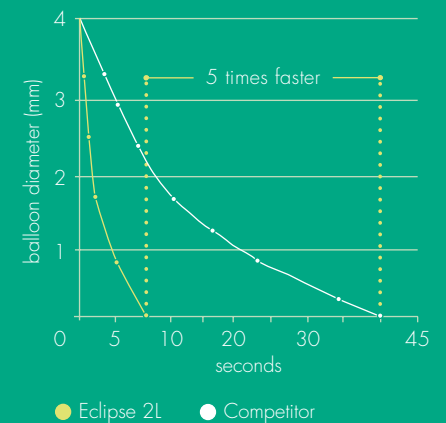
High visibility
as balloons can be filled up with 100% contrast media²

Navigation
improved thanks to the hydrophilic coating. Eclipse 2L can go inside artery of 1.5mm

Safety - easy valve

Easy purging system
Safety increased thanks to a reduced risk of blood aspiration

Balloon deflation time comparison



Large applications

Remodeling

Eclipse 2L can be used in parallel with a coiling microcatheter VASCO+10 in a single 6F guiding catheter (FARGOMAX6F)

Leo+ Baby

Squid
DMSO Compatible

Coils